

Insights from the **2021**  
Our Lives survey  
(Age 27/28)

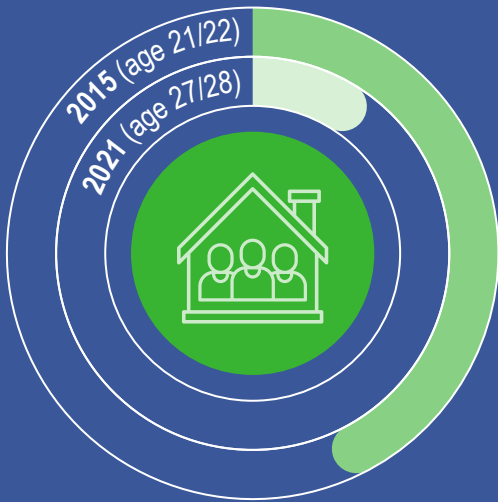
## HAVING CHILDREN



**2%** reported having a child at age **21/22**

**14%** reported having a child at age **27/28**


## LIVING SITUATION



living with **parents**

**44%**  
in 2015

**11%**  
in 2021



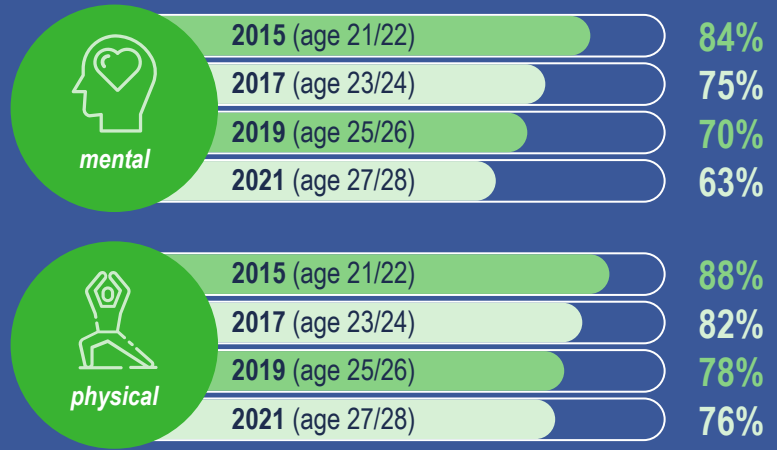
own their home

**4%**  
in 2015

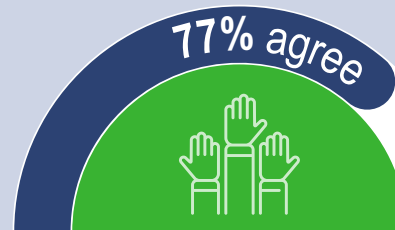
**33%**  
in 2021

## FEELINGS ABOUT HEALTH

% feeling positive about




## POLITICAL ATTITUDES



*ordinary people* should have more **influence** in **political decisions** than big companies



*politicians* in the government are **corrupt**



*politicians* make decisions that **harm the interests** of **ordinary people**

## MIGRATION ATTITUDES

